


Economic Impact of Stroke Report 2024 – Key Insights



In 2023



There were **440,481** Australians living with stroke



1 in 4 strokes occurred in people **under 65 years**



45,785 Australians experienced a stroke (including **34,793** for the first time)



One stroke occurred every **11 minutes**

Cost of stroke

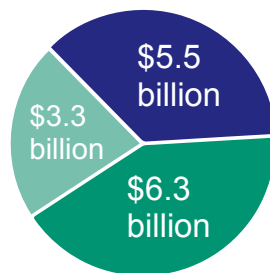
Lifetime costs associated with strokes that occurred in 2023 exceed

\$15 billion
(almost \$350,000 per person)



Costs in the first year after stroke were over

\$7.7 billion
(almost \$176,000 per person)



- Healthcare costs to government
- Costs related to unpaid care
- Lost productivity costs

Cost of stroke to the NDIS is more than

\$1.3 billion
(\$143,000 per survivor of stroke) annually




Taking into account the cost of stroke in the first year after the event and the total annual NDIS stroke-related expenditure, stroke is estimated to cost the Australian economy \$9 billion a year.

Cost savings from the implementation of initiatives to prevent stroke, save lives and enhance recovery



\$26 million

through improvements in provision of acute care in line with the 30/60/90 National Stroke Targets



\$315 million

by improving the rate of uncontrolled hypertension in line with the goal of the National Hypertension Taskforce



\$118 million

by improving access to community rehabilitation services

Healthcare costs associated with strokes that occurred in 2023

Prehospital



Road ambulance

\$395.4 million

Hospital presentation

Short-term hospital costs



Emergency department

\$111.8 million



Acute admission

\$911.9 million

Subacute admission



Inpatient rehabilitation

\$350.3 million



Palliative Care

\$46.5 million



Other subacute/
non-acute care

\$65.9 million

Long-term hospital costs



\$2.9 billion

Post-discharge from hospital

Medications



\$290.8 million



GP services



Specialist services



Pathology services



Diagnostics



Allied health

Aged care services



\$86 million

